




## STAGE 1

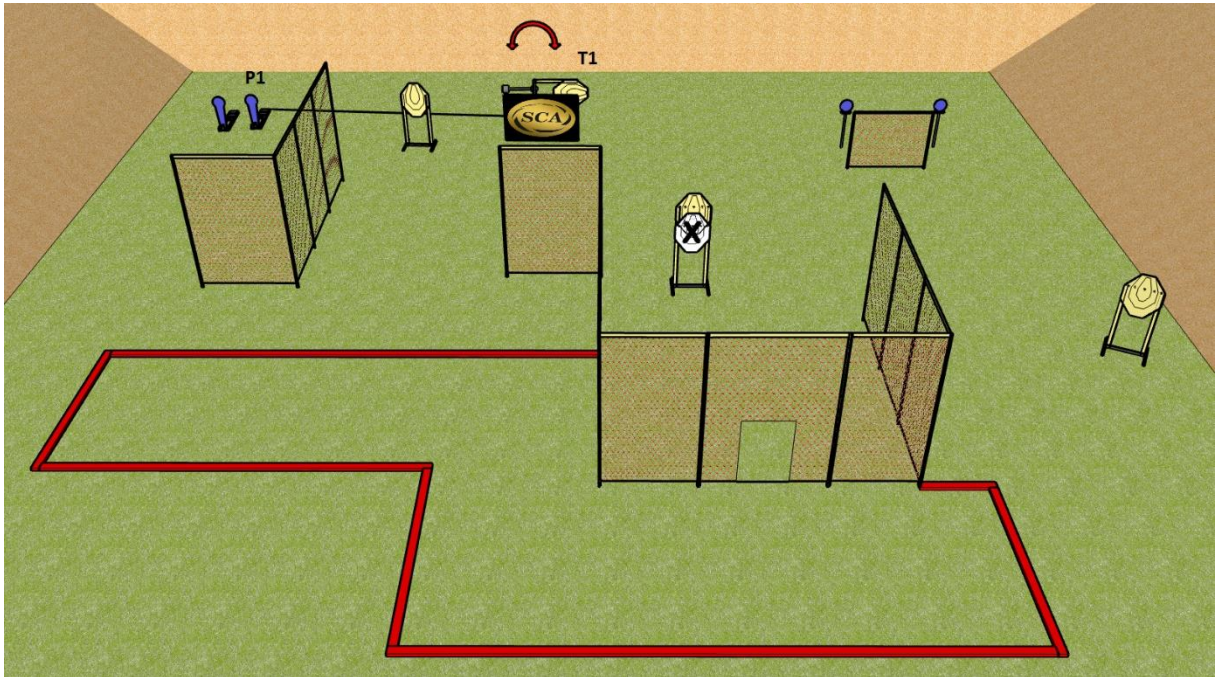


Targets:	10 IPSC Targets, 1 IPSC popper, 3 IPSC plates
Number of rounds to be scored:	24
Start position:	One foot is touching a coloured mark on left or right side as demonstrated
Handgun condition:	Loaded and holstered
PCC condition:	Loaded (Option 1): magazine filled and fitted (if applicable), chamber loaded, hammer and/or sear cocked, and safety catch applied (if the firearm is designed to have one).
Start:	Audible
Procedure:	After start signal engage all the targets from designated area. IP1 activates target T1. All moving targets stay visible at the end of their movement. We start scoring while you are still shooting you can send a delegate to check your score, otherwise you take the score as written. No later discussion will be accepted.
Safety angles:	90 degrees left/right and top of the backstop





## STAGE 2

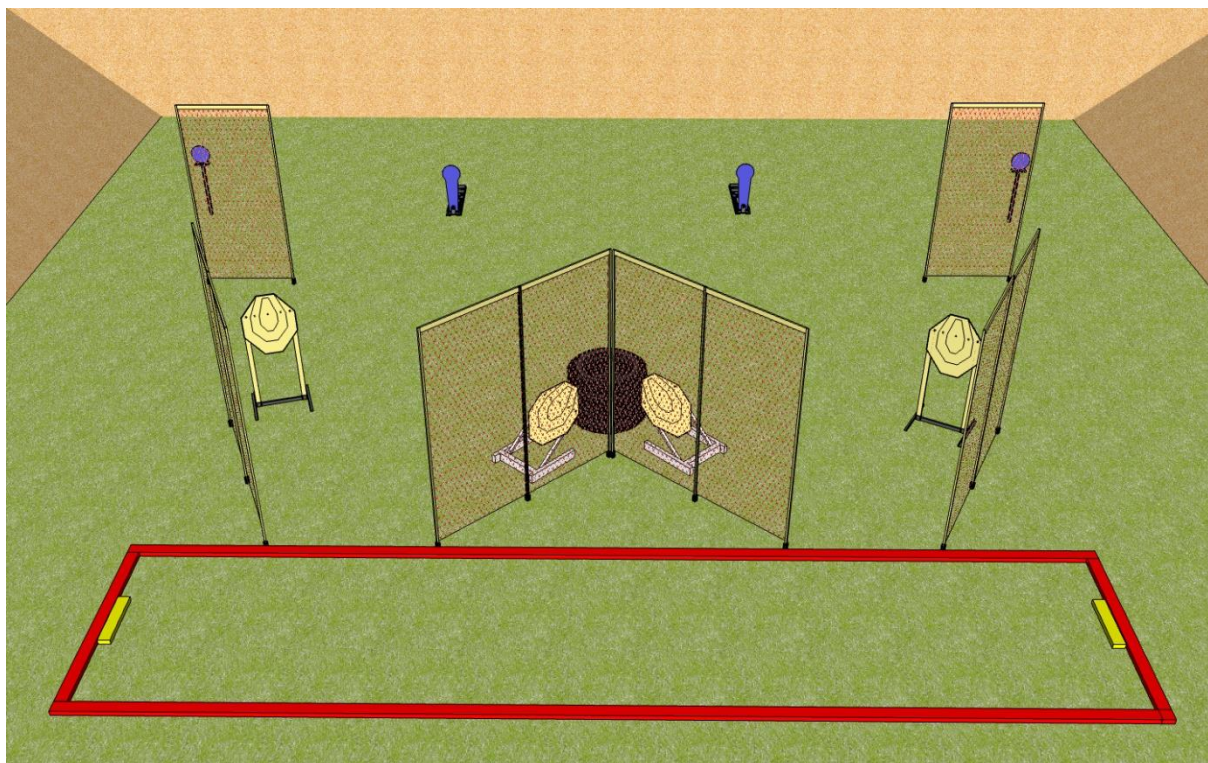


Targets:	4 IPSC Targets, 2 IPSC poppers, 2 IPSC plates
Number of rounds to be scored:	12
Start position:	Standing anywhere within designated area as demonstrated
Handgun condition:	Loaded and holstered
PCC condition:	Loaded (Option 1): magazine filled and fitted (if applicable), chamber loaded, hammer and/or sear cocked, and safety catch applied (if the firearm is designed to have one).
Start:	Audible
Procedure:	After start signal engage all the targets from designated area. IP1 activates target T1. All moving targets stay visible at the end of their movement. We start scoring while you are still shooting you can send a delegate to check your score, otherwise you take the score as written. No later discussion will be accepted.
Safety angles:	90 degrees left/right and top of the backstop





### STAGE 3

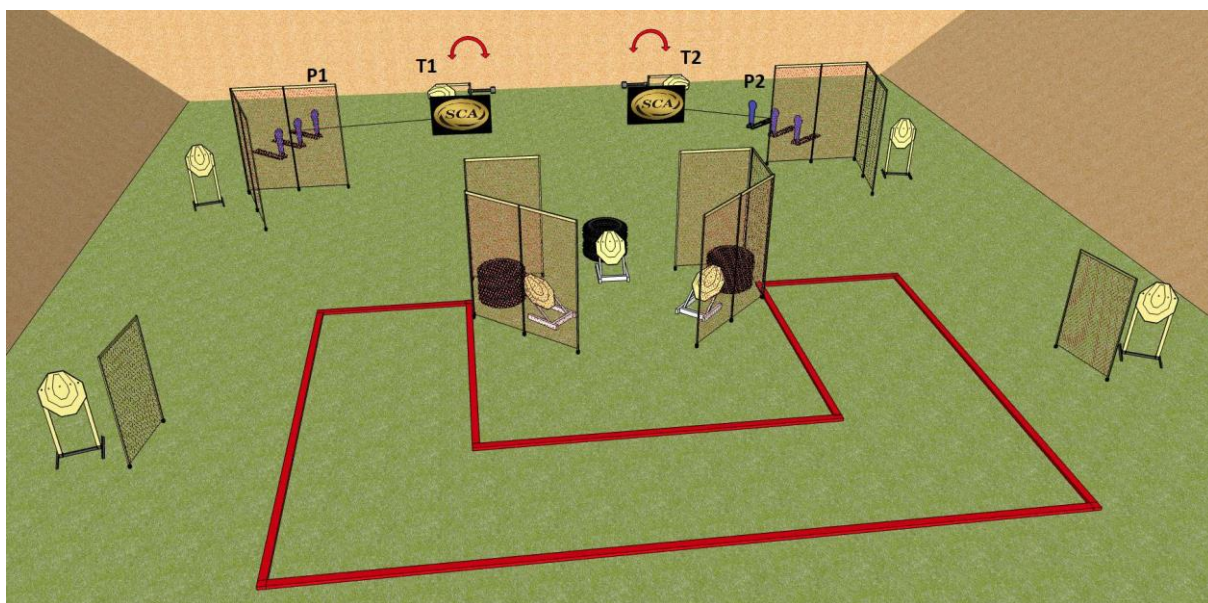


Targets:	4 IPSC Targets, 2 IPSC poppers, 2 IPSC plates
Number of rounds to be scored:	12
Start position:	One foot is touching a mark on left or right side as demonstrated
Handgun condition:	Loaded and holstered
PCC condition:	Loaded (Option 1): magazine filled and fitted (if applicable), chamber loaded, hammer and/or sear cocked, and safety catch applied (if the firearm is designed to have one).
Start:	Audible
Procedure:	After start signal engage all the targets from designated area. We start scoring while you are still shooting you can send a delegate to check your score, otherwise you take the score as written. No later discussion will be accepted.
Safety angles:	90 degrees left/right and top of the backstop





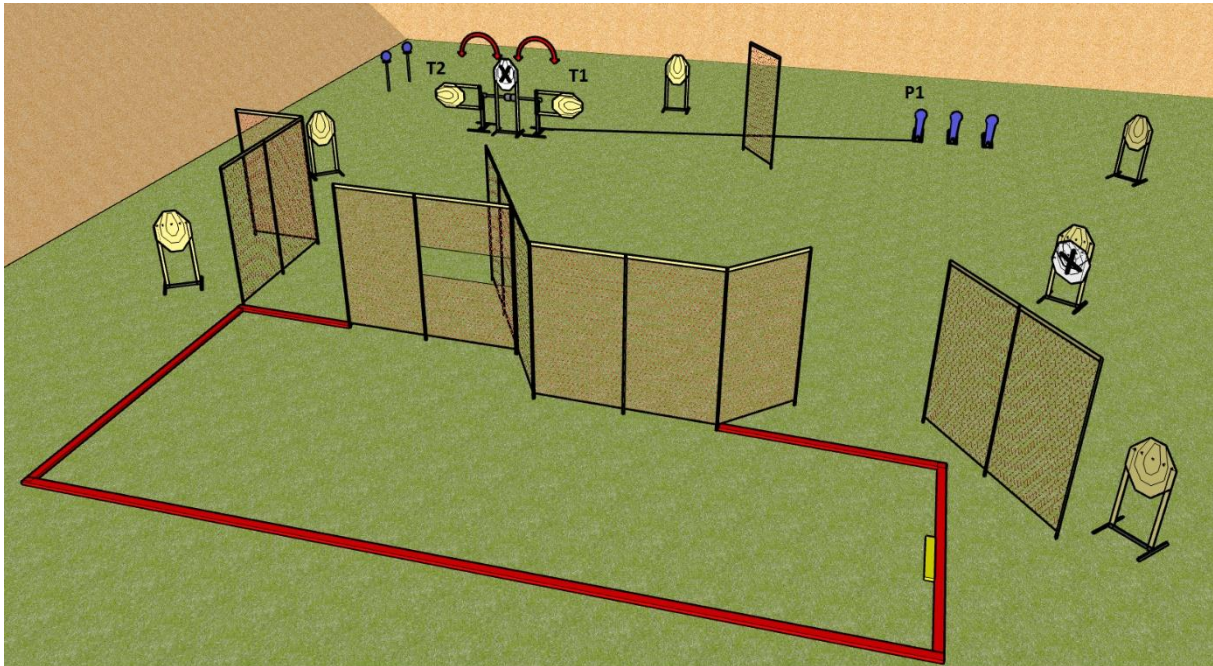
### STAGE 4



Targets:	9 IPSC Targets, 6 IPSC poppers
Number of rounds to be scored:	24
Start position:	Standing anywhere within designated area as demonstrated
Handgun condition:	Loaded and holstered
PCC condition:	Loaded (Option 1): magazine filled and fitted (if applicable), chamber loaded, hammer and/or sear cocked, and safety catch applied (if the firearm is designed to have one).
Start:	Audible
Procedure:	After start signal engage all the targets from designated area. IP1 activates target T1. IP 2 activates target T2. All moving targets stay visible at the end of their movement. We start scoring while you are still shooting you can send a delegate to check your score, otherwise you take the score as written. No later discussion will be accepted.
Safety angles:	90 degrees left/right and top of the backstop



### STAGE 5

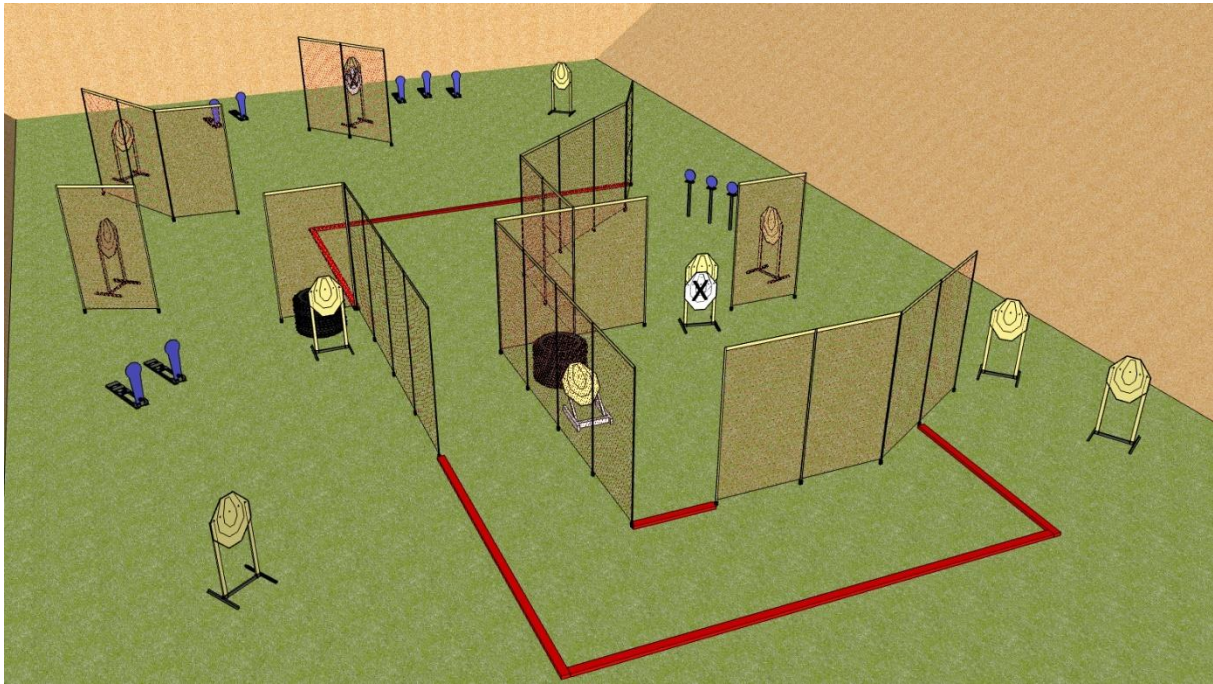


Targets:	8 IPSC Targets, 3 IPSC poppers, 2 IPSC plates
Number of rounds to be scored:	21
Start position:	One foot is touching coloured mark as demonstrated
Handgun condition:	Loaded and holstered
PCC condition:	Loaded (Option 1): magazine filled and fitted (if applicable), chamber loaded, hammer and/or sear cocked, and safety catch applied (if the firearm is designed to have one).
Start:	Audible
Procedure:	After start signal engage all the targets from designated area. IP1 activates target T1 and T2. All moving targets stay visible at the end of their movement. We start scoring while you are still shooting you can send a delegate to check your score, otherwise you take the score as written. No later discussion will be accepted.
Safety angles:	90 degrees left/right and top of the backstop





## STAGE 6

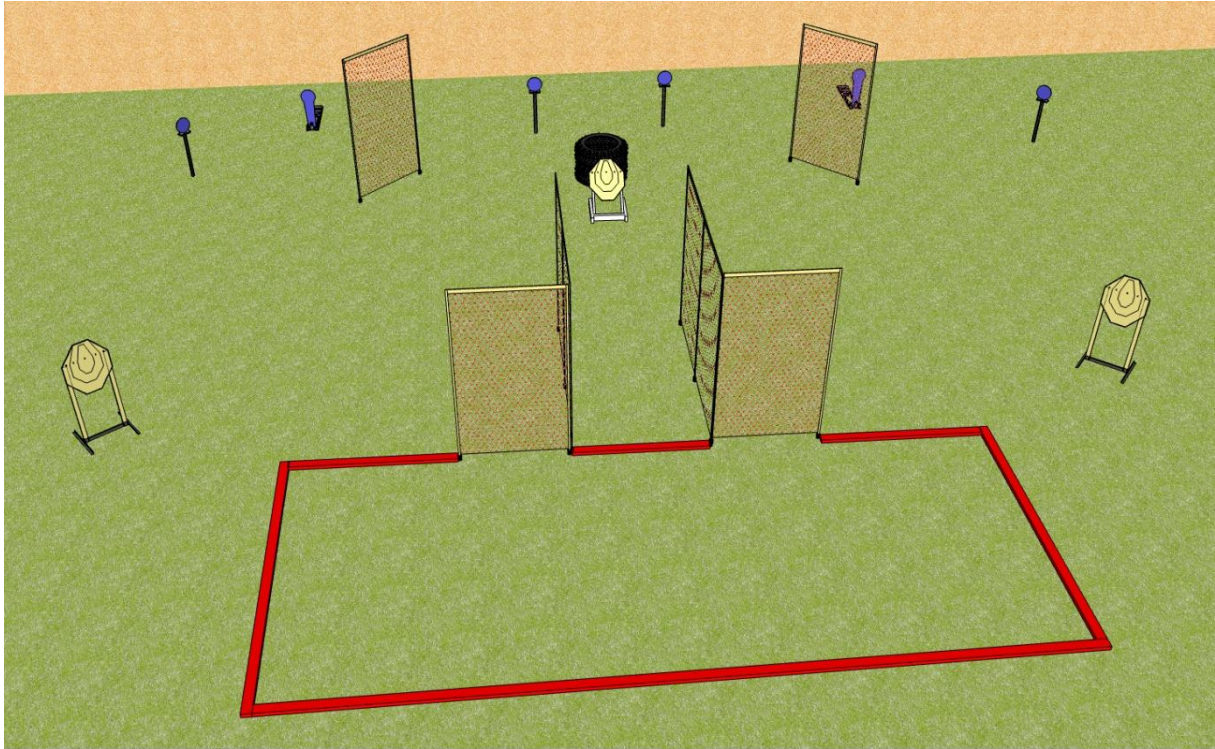


Targets:	11 IPSC Targets, 7 IPSC poppers, 3 IPSC plates
Number of rounds to be scored:	32
Start position:	Standing anywhere within designated area as demonstrated
Handgun condition:	Loaded and holstered
PCC condition:	Loaded (Option 1): magazine filled and fitted (if applicable), chamber loaded, hammer and/or sear cocked, and safety catch applied (if the firearm is designed to have one).
Start:	Audible
Procedure:	After start signal engage all the targets from designated area. We start scoring while you are still shooting you can send a delegate to check your score, otherwise you take the score as written. No later discussion will be accepted.
Safety angles:	90 degrees left/right and top of the backstop





### STAGE 7

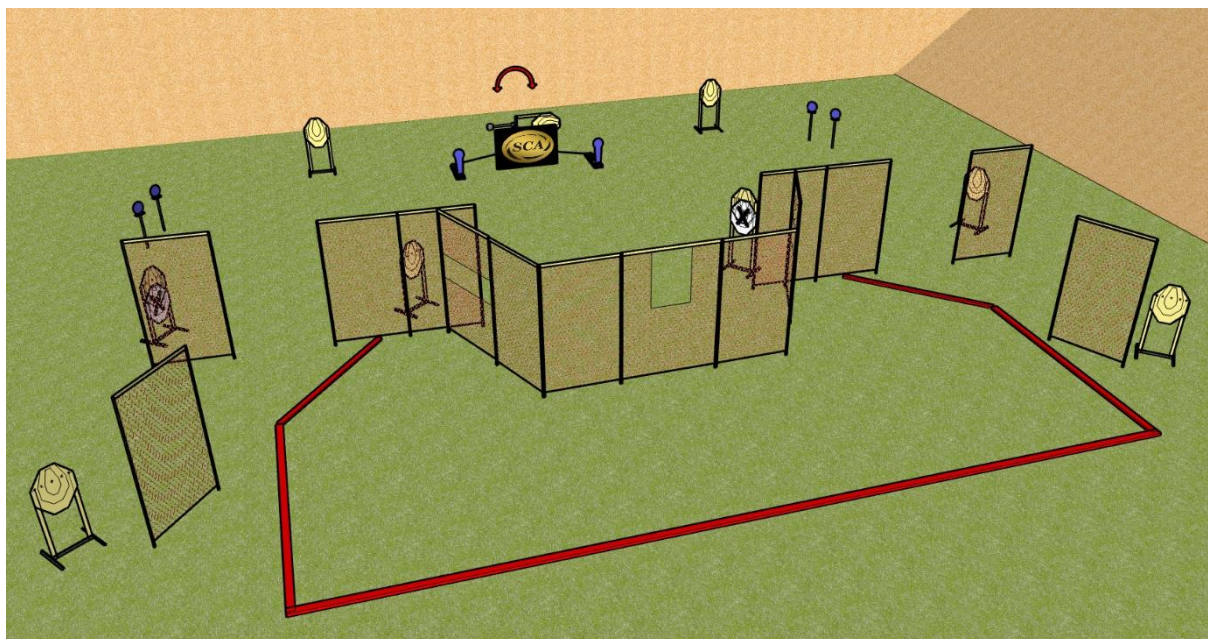


Targets:	3 IPSC Targets, 2 IPSC poppers, 4 IPSC plates
Number of rounds to be scored:	12
Start position:	Standing anywhere within designated area as demonstrated
Handgun condition:	Loaded and holstered
PCC condition:	Loaded (Option 1): magazine filled and fitted (if applicable), chamber loaded, hammer and/or sear cocked, and safety catch applied (if the firearm is designed to have one).
Start:	Audible
Procedure:	After start signal engage all the targets from designated area. We start scoring while you are still shooting you can send a delegate to check your score, otherwise you take the score as written. No later discussion will be accepted.
Safety angles:	90 degrees left/right and top of the backstop





## STAGE 8

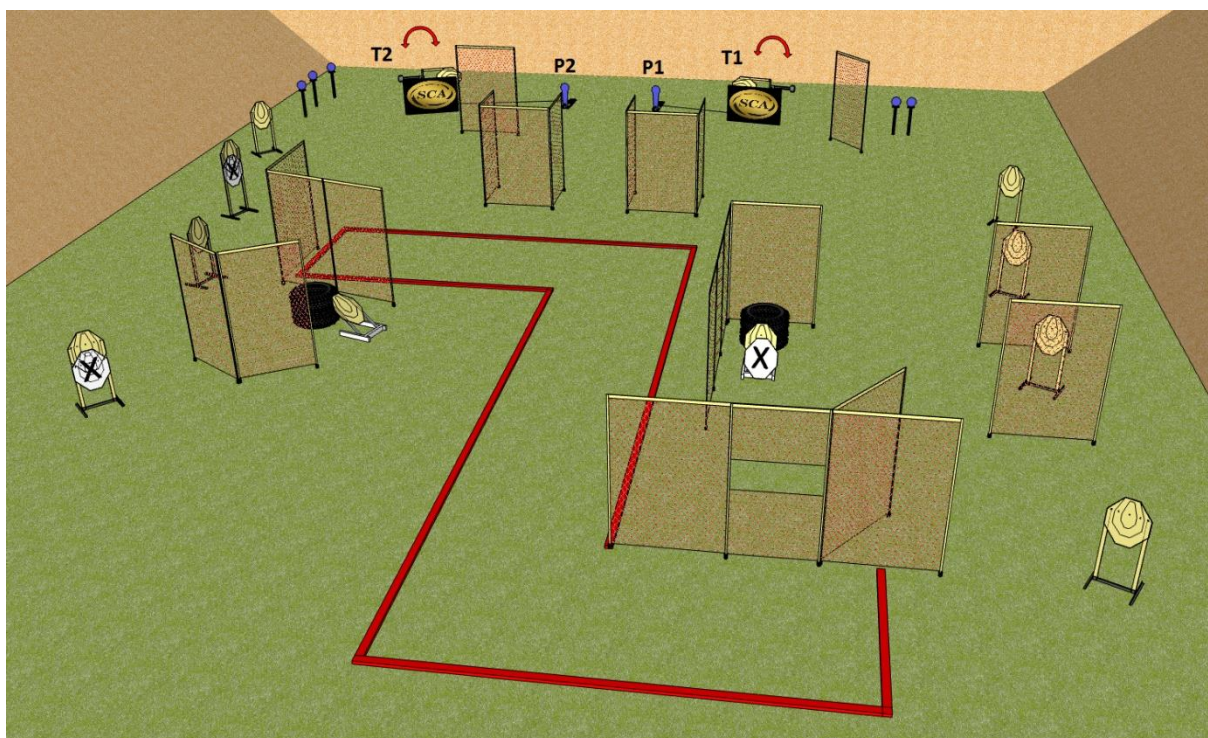


Targets:	9 IPSC Targets, 2 IPSC poppers, 4 IPSC plates
Number of rounds to be scored:	24
Start position:	Standing anywhere within designated area as demonstrated
Handgun condition:	Loaded and holstered
PCC condition:	Loaded (Option 1): magazine filled and fitted (if applicable), chamber loaded, hammer and/or sear cocked, and safety catch applied (if the firearm is designed to have one).
Start:	Audible
Procedure:	After start signal engage all the targets from designated area. IP1 or IP2 activates target T1. All moving targets stay visible at the end of their movement. We start scoring while you are still shooting you can send a delegate to check your score, otherwise you take the score as written. No later discussion will be accepted.
Safety angles:	90 degrees left/right and top of the backstop





## STAGE 9

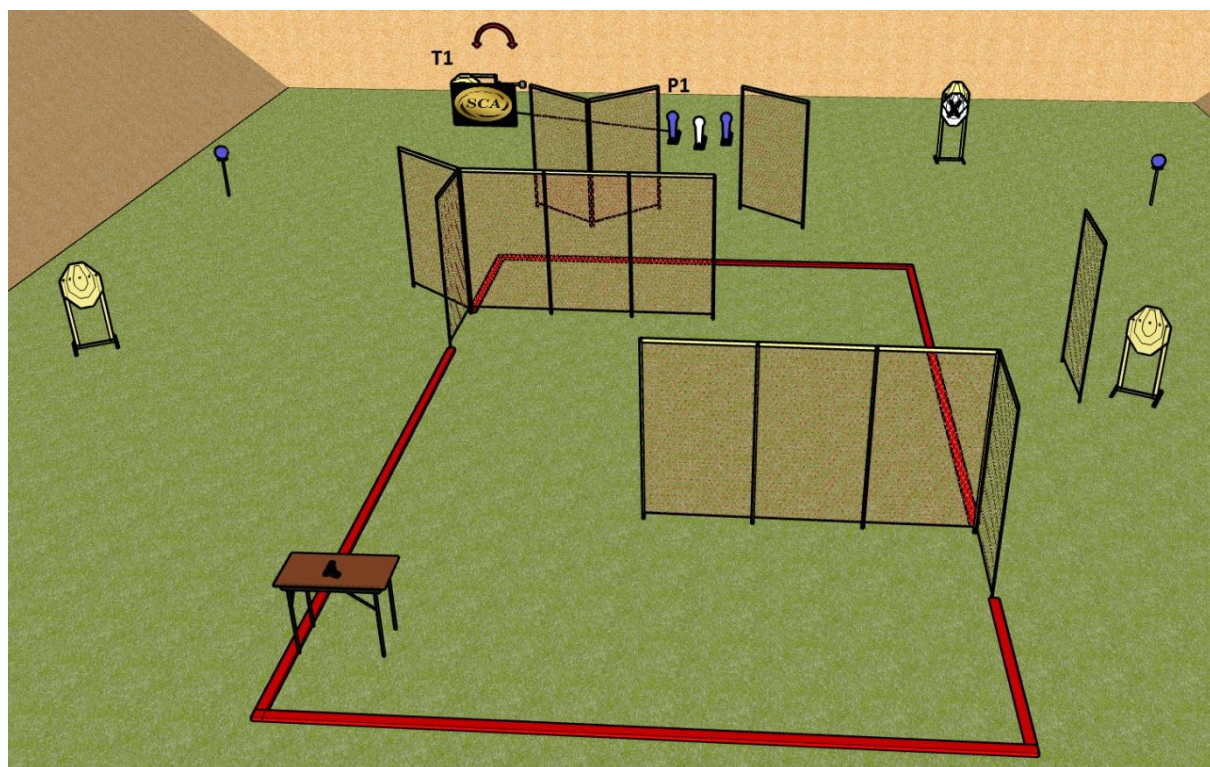


Targets:	12 IPSC Targets, 2 IPSC poppers, 5 IPSC plates
Number of rounds to be scored:	31
Start position:	Standing anywhere within designated area as demonstrated
Handgun condition:	Loaded and holstered
PCC condition:	Loaded (Option 1): magazine filled and fitted (if applicable), chamber loaded, hammer and/or sear cocked, and safety catch applied (if the firearm is designed to have one).
Start:	Audible
Procedure:	After start signal engage all the targets from designated area. IP1 activates target T1. IP 2 activates target T2. All moving targets stay visible at the end of their movement. We start scoring while you are still shooting you can send a delegate to check your score, otherwise you take the score as written. No later discussion will be accepted.
Safety angles:	90 degrees left/right and top of the backstop





## STAGE 10




Targets:	4 IPSC Targets, 2 IPSC poppers, 2 IPSC plates
Number of rounds to be scored:	12
Start position:	Standing anywhere within designated area as demonstrated
Handgun condition:	Gun is lying on the table on the mark, unloaded, chamber and magwell empty
PCC condition:	Lying on the table on the mark. Unloaded (Option 3): fixed magazine must be empty, detachable magazines removed and chamber must be empty. The action may be open or closed.
Start:	Audible
Procedure:	After start signal engage all the targets from designated area. IP1 activates target T1. All moving targets stay visible at the end of their movement. We start scoring while you are still shooting you can send a delegate to check your score, otherwise you take the score as written. No later discussion will be accepted.
Safety angles:	90 degrees left/right and top of the backstop





## STAGE 11

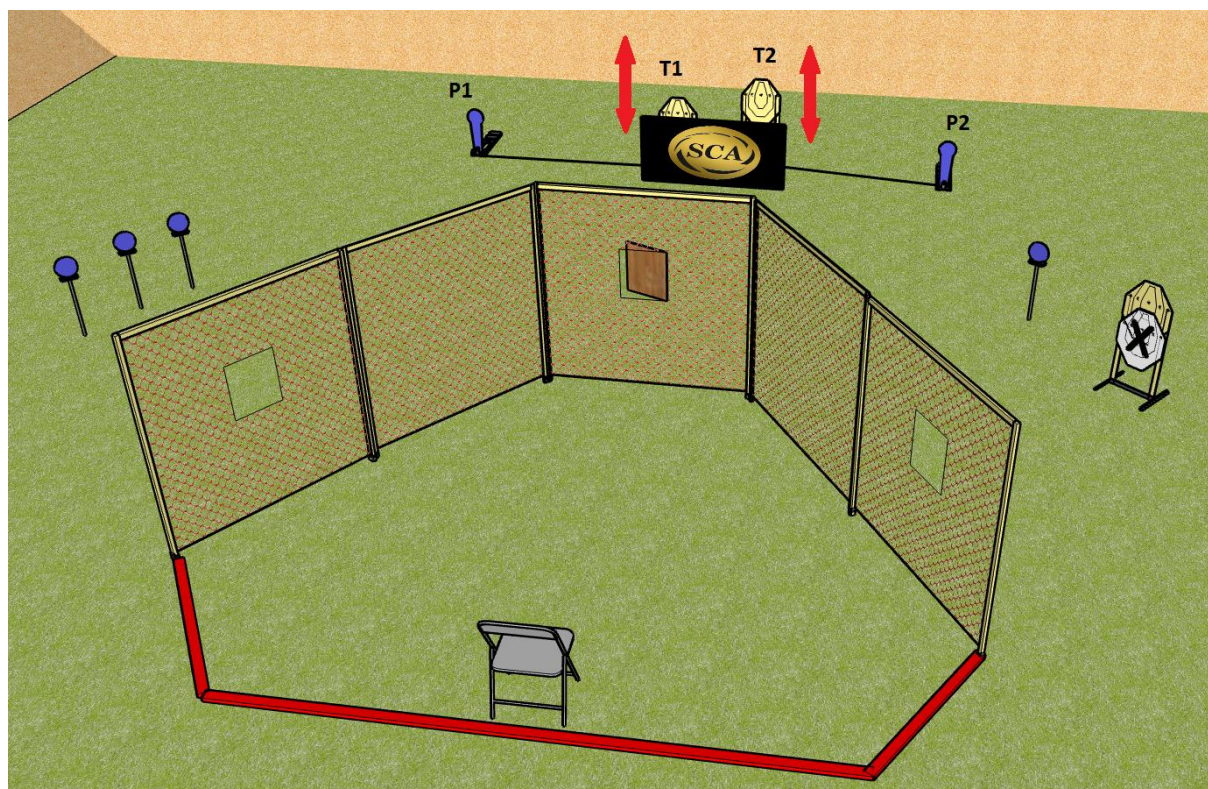


Targets:	12 IPSC Targets, 2 IPSC poppers, 6 IPSC plates
Number of rounds to be scored:	32
Start position:	Standing anywhere within designated area as demonstrated
Handgun condition:	Loaded and holstered
PCC condition:	Loaded (Option 1): magazine filled and fitted (if applicable), chamber loaded, hammer and/or sear cocked, and safety catch applied (if the firearm is designed to have one).
Start:	Audible
Procedure:	After start signal engage all the targets from designated area. We start scoring while you are still shooting you can send a delegate to check your score, otherwise you take the score as written. No later discussion will be accepted.
Safety angles:	90 degrees left, safety flag on the right and top of the backstop





## STAGE 12

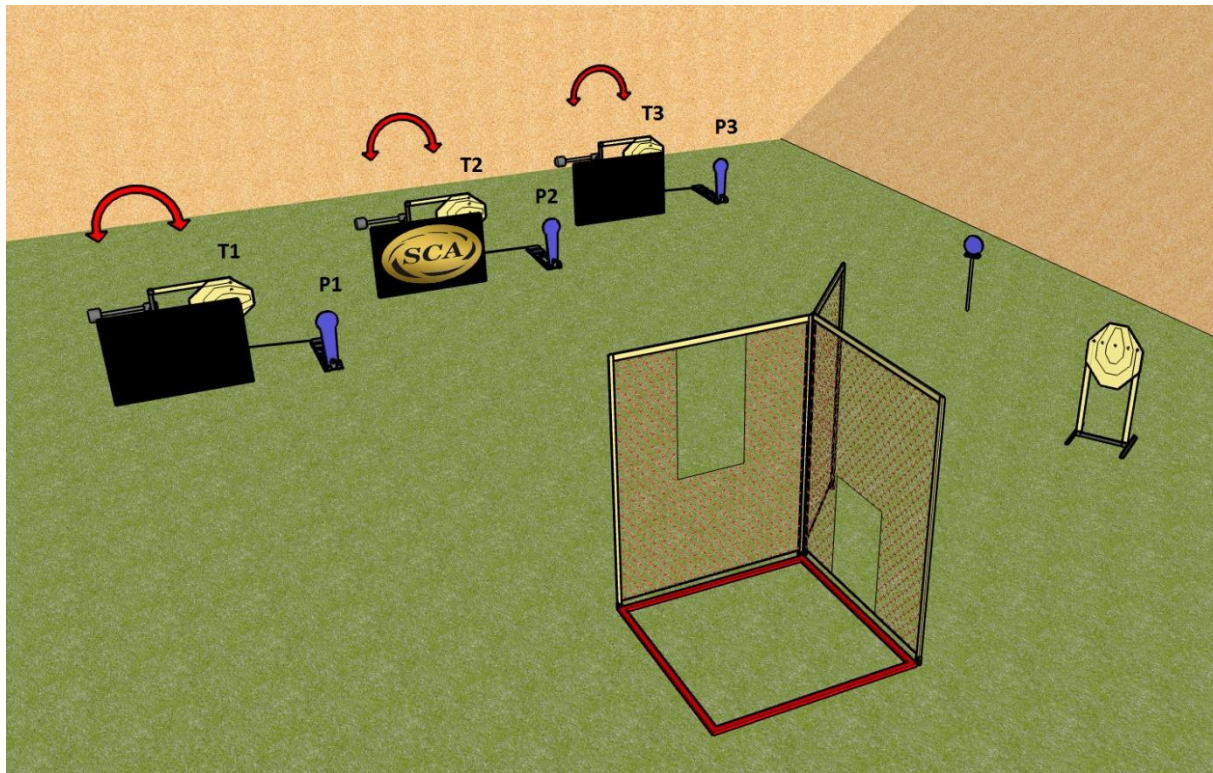


Targets:	3 IPSC Targets, 2 IPSC poppers, 4 IPSC plates
Number of rounds to be scored:	12
Start position:	Sitting on the chair as demonstrated, hands on knees
Handgun condition:	Chamber empty, magazine inserted, holstered
PCC condition:	Loaded (Option 2): magazine filled and fitted (if applicable), chamber empty and the action closed.
Start:	Audible
Procedure:	After start signal engage all the targets from designated area. IP1 activates target T1. IP 2 activates target T2. All moving targets stay visible at the end of their movement. We start scoring while you are still shooting you can send a delegate to check your score, otherwise you take the score as written. No later discussion will be accepted.
Safety angles:	90 degrees left/right and top of the backstop





### STAGE 13



Targets:	4 IPSC Targets, 3 IPSC poppers, 1 IPSC plate
Number of rounds to be scored:	12
Start position:	Standing anywhere within designated area as demonstrated
Handgun condition:	Loaded and holstered
PCC condition:	Loaded (Option 1): magazine filled and fitted (if applicable), chamber loaded, hammer and/or sear cocked, and safety catch applied (if the firearm is designed to have one).
Start:	Audible
Procedure:	After start signal engage all the targets from designated area. We start scoring while you are still shooting you can send a delegate to check your score, otherwise you take the score as written. No later discussion will be accepted.
Safety angles:	90 degrees left/right and top of the backstop